

YOUNG WORLD LEARNING CENTRE

P.3 LITERACY II HOME LEARNING PACK-By Tr.Joseph.

Message for Children

- As you are all aware, schools are closed for a good cause – to stop the spread of the Corona virus, which is making a lot of people around the world very sick and can spread when people get too close to each other
- However, during this period, children need to keep safe and continue learning at home – so their minds stay active and they can do well in class when schools reopen again - and parents and caregivers have a role to support this.
- This pack is based on what you were supposed to cover for term one. It also includes activities you can practice on your own. Please copy in your exercise book. For new topics, you can read on your own and ask for support from your parents/guardians or sibling for help. When schools open teachers will continue supporting you building on what you have learnt your self
- There also a number of lessons delivered on radio and TVs which relates to the information in this pack
- **Please remember to stay home, wash your hands always and stay safe and continue learning**

Thermometer

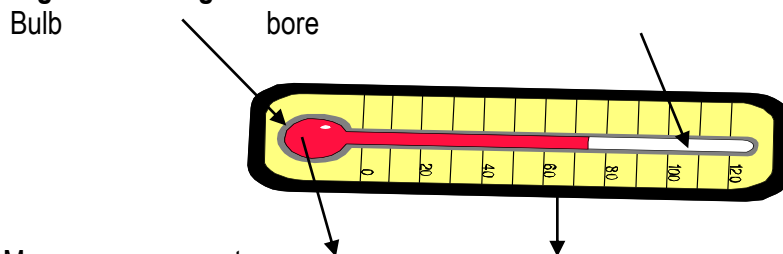
A thermometer is used to measure temperature.

Types of thermometer

a) Clinical thermometer

clinical thermometer is used to measure the human body temperature.

Diagram showing a clinical thermometer



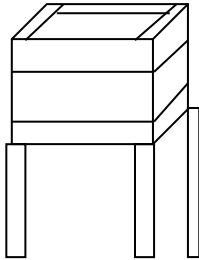
Mercury stem
Kink / constriction / Namur bend

b) Six's thermometer / minimum and maximum thermometer.

Six's thermometer is used to measure the highest and lowest temperature of the day.

Stevenson screen

A Stevenson screen is used to keep delicate weather instruments.



Its painted white to reflect heat.

Examples of delicate weather instruments

- Barometer
- Thermometer

The seasons

A season is a period when an area receives the same weather condition for a long time.

There are two seasons in Uganda.

- i) **Wetseason** – an area receives a lot of rainfall.
- ii) **Dry season** – an area receives too much sunshine.

Activities done during each season by farmers

Wet season	Dry season
- Planting seeds	- Land clearing
- Weeding	- Harvesting crops
- Pruning	- Drying seeds
- Thinning	- Watering

Air and the sun

Reading descriptions of words

Air	atmosphere	objects
Sun	weight	translucent
Gases	properties	glass
Oxygen	pressure	transparent
Nitrogen	occupy	umbra
Carbondioxide	space	penumbra
Rare gases	bubbles	cools
Mixture	compressed	heat
Percentage	Support	winnowing
Breathing/respiration	natural	
Burning	heat	
Fire extinguisher	light	
Preserve	energy	
solar	Artificial	
Fertilizers	Nutrients	
Electrical		

Air concepts and its properties

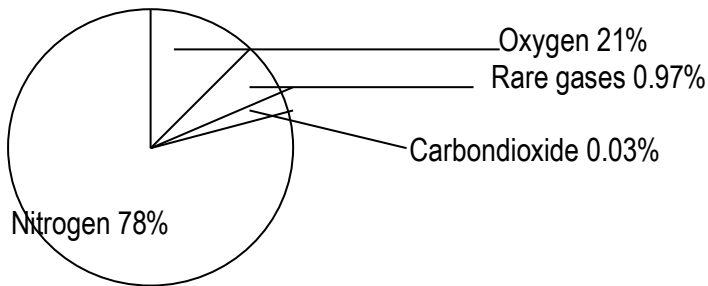
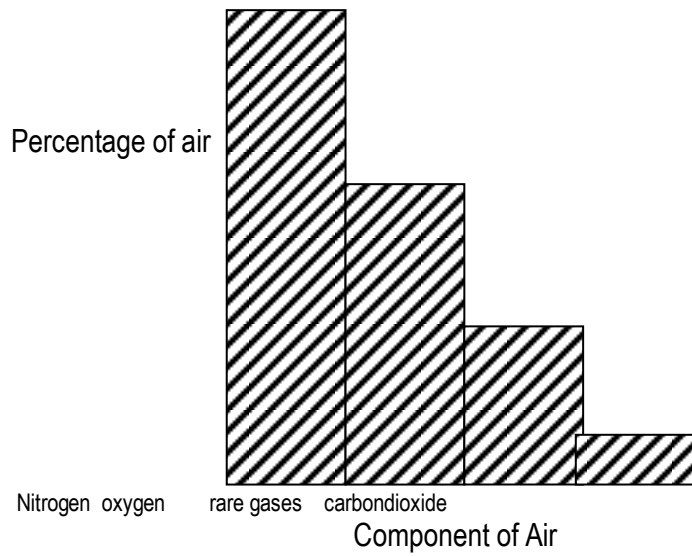
Air is a mixture of gases

Components / parts of air

- Nitrogen,
- Oxygen,
- rare gases (argon , helium , xenon , neon, hydrogen , krypton
- carbondioxide

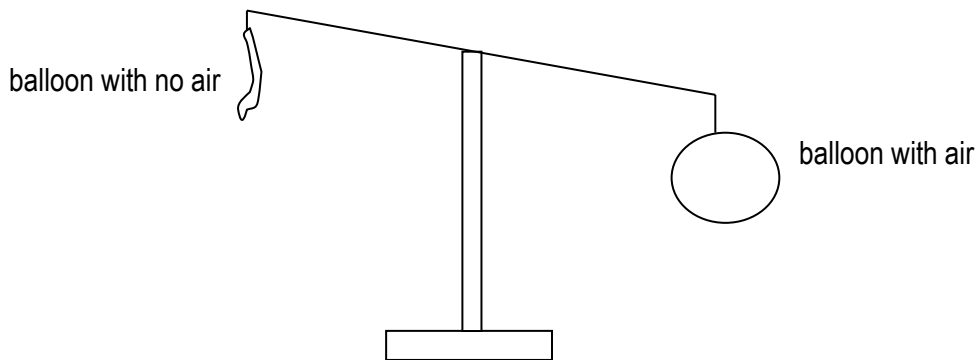
Percentages of gases in the atmosphere

A graph showing the percentage of gases in the atmosphere



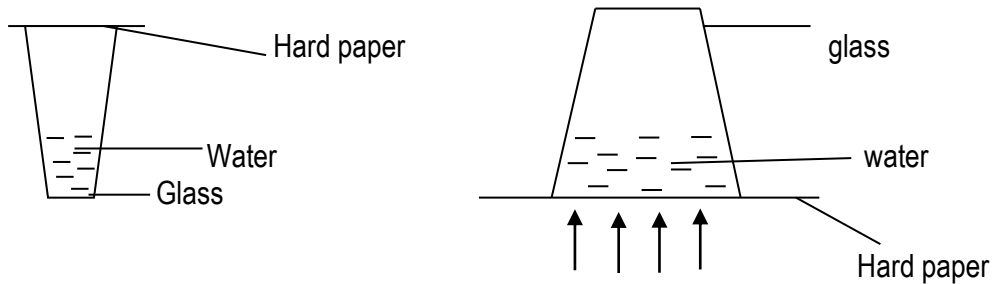
Properties of air

1. Air has weight



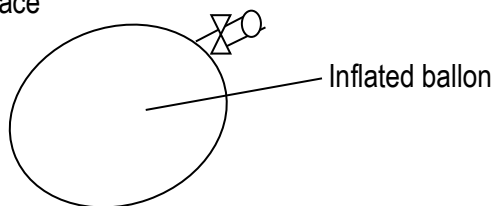
The balloon with air goes down because air has weight.

2. Air exerts pressure



When you turn the glass upside down, the hard paper does not fall off because air pressure pushes it up. When taking a drink e.g. soda using a straw, the pressure pushes the drink up the straw.

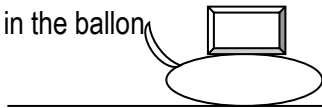
3. Air occupies space



4. Air can be compressed

Compressed air is used in car tyres to support the weight of the car. It is also used in balls, balloons, floaters and sprays.

Compressed air in the balloon

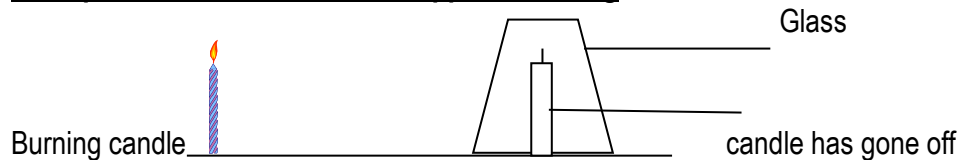


Importance of air

Oxygen

- supports life (breathing, respiration)
- It supports burning

An experiment to show that air supports burning



When the candle is burning, it is supported by oxygen. A glass cuts off the supply of oxygen and then it gets used up in the glass.

The gas that remains in the glass is carbon dioxide.

NB: The gas produced by a burning candle is carbon dioxide.

Carbon dioxide

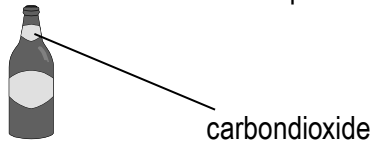
- It puts out fire because it does not support burning. A fire extinguisher uses carbon dioxide to put out fire. (carbon dioxide extinguishes fire)

Places where we find fire extinguishers

- schools
- hospitals
- banks
- hotels
- Vehicles
- petrol stations

Picture of fire extinguisher

Carbon dioxide is used to preserve drinks like soda, beer and tinned food.



Plants use carbon dioxide in the process of making their own food. (photosynthesis)

Nitrogen –

- Nitrogen helps in formation of artificial fertilizers
- Nitrogen provides nutrients to plants through minerals.

Rare gases– used in electrical bulbs.

Wind (moving air)

Wind is moving air or wind is air in motion

Uses of wind

- Wind cools our bodies

- Wind moves things e.g. boats, kites
- Wind is used in winnowing
- Wind moves wind mills

Uses of wind mills

- Used to pump water from the ground
- Used to generate electricity

Dangers of wind

- Strong wind destroys crops.
- Strong wind breaks tree branches.
- Wind spreads diseases like flu, cough tuberculosis , measles , mumps etc
- Wind rises dust
- Wind destroys houses
- Wind causes soil erosion

The sun

The sun is the main source of heat and light energy
It also provides solar energy

Sources of light

- Natural sources of light (God made sources) e.g. the sun, stars, glow worms (caterpillars), fire flies, shooting stars, volcanic mountains
- The moon is not a natural source of light because it reflects light from the sun.

Artificial sources of light (man made)

- torches
- electric bulbs
- candles
- mobile phones
- match boxes

Effects of the sun

Uses of the sun to animals

- Helps to see (light)
- Tells direction
- It helps in formation of rainfall
- It dries clothes
- It is a source of solar energy
- Provides vitamin D

Uses of the sun to plants

- Helps plants to manufacture (make) food.
- Helps plants to grow well.

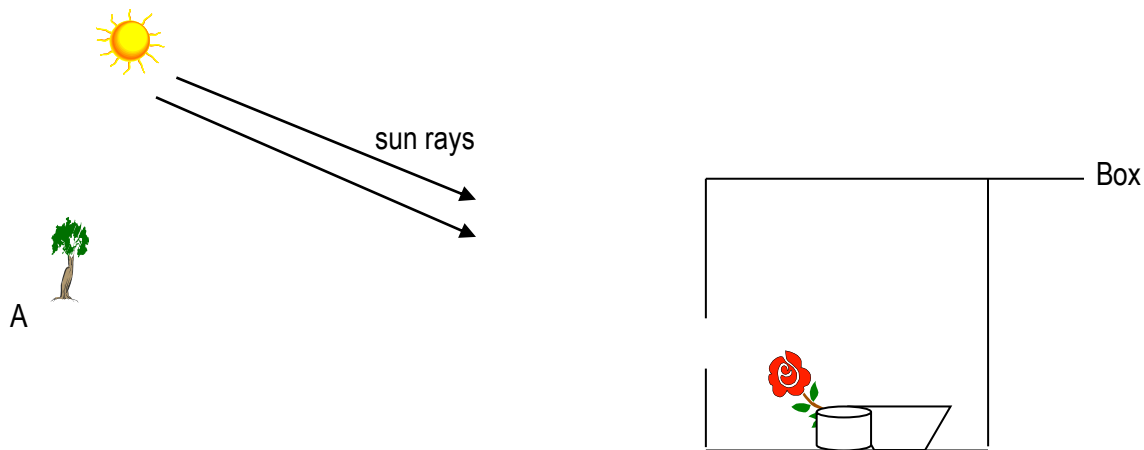
Dangers of the sun

- Prolonged sunshine causes drought.
- Too much sunshine dries crops.

Changes brought by the sun on the earth

- It causes day and night
 - Drought
- Day is the time between sun rise and sun set.
 Night is the time between sun set and sun rise
 Qn. What causes day and night? the rotation of the earth.

Plants need sunlight to grow



A plant bends towards the hole where sunlight is.

Shadows: A shadow is a region of darkness formed when light falls on an opaque object

Formation of shadows

Shadows are formed with light falls on an opaque object.

Shadows are formed when an opaque object stands in the way of light.

Opaque objects:

These are objects which do not allow light to go through them.

Examples of opaque objects

Walls, books, trees, tables, desks etc

Translucent objects

These are objects which allow light to go through them e.g. clear glass, colourless polythene, sun glasses.

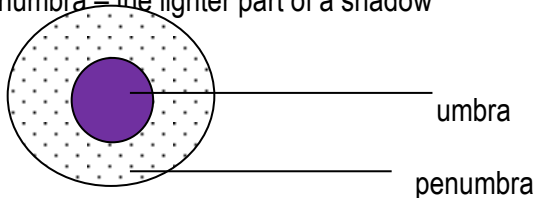
Transparent objects

These are objects which allow little light to pass through them e.g clear glass, water and air.

Parts of a shadow

A shadow has two parts.

- a) Umbra – the darker part of a shadow
- b) Penumbra – the lighter part of a shadow



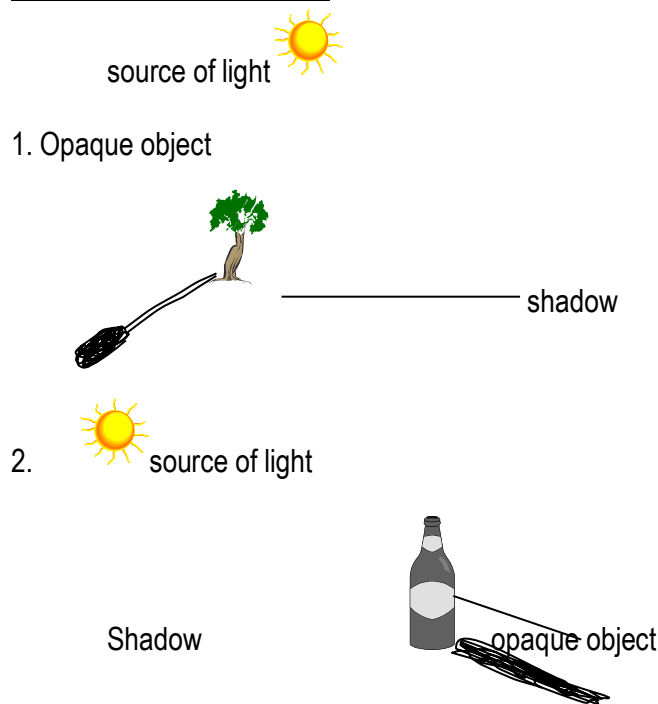
Characteristics of shadows

- Have two parts (umbra and penumbra)
- Shadows are always formed on the opposite side of the source of light.
- Appear shortest at noon or mid-day.
- Appear longest in the early morning and late evening.

Uses of shadows

- Shadows tell time
- Shadows show direction
- Shadows give us shade

How shadows are formed



Water

Reading descriptions of words

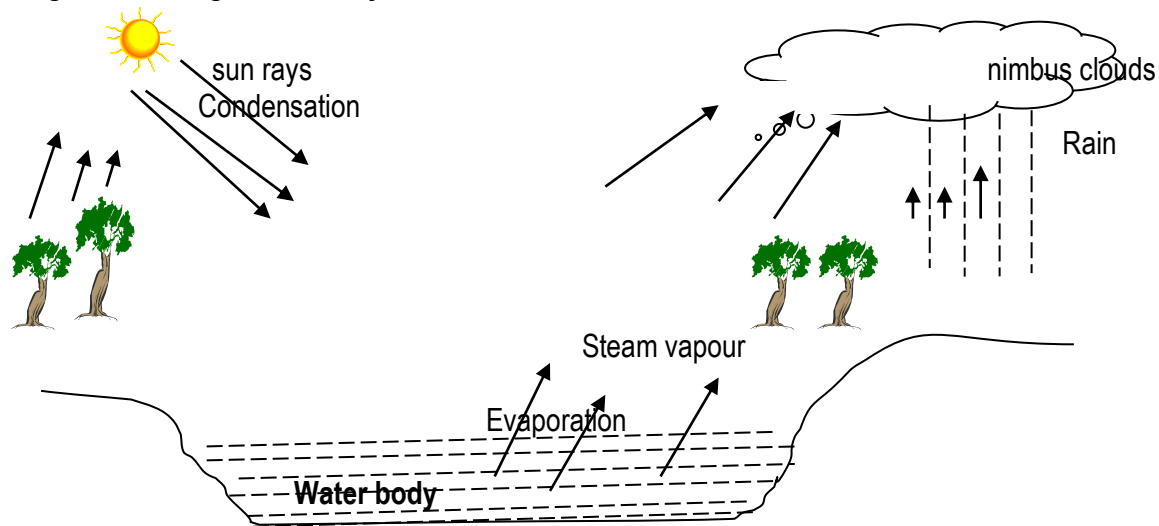
- | | | | |
|---------------|------------|-------------------|----------|
| - Rainfall | dark | public | promote |
| - Formation | feathers | stagnantcondition | |
| - Cycle | piles | Water | resemble |
| - Vapour | measure | Sunrays | aspects |
| - Nimbus | source | Clouds | generate |
| - Evaporation | irrigation | Heat | fencing |
| - Ice | disposal | Gaseous | waste |
| - Stratus | proper | Cirrus | products |
| - Cumulus | collect | Masses | direct |
| - Nearest | station | Furthest | elements |
| - Humidity | types | Temperature | |
| | - Layers | transport | |

Water cycle : Is the process by which rain is formed

Water cycle/ rainfall formation

- The sun heats the water body.
- The water gets heated up and starts evaporating (rising up).
- The vapour rises up and then condenses to form nimbus clouds.
- The condensed vapour becomes heavy and then falls down as rain.

Diagram showing the water cycle



Condensation: is the process by which vapour changes to water.

Transpiration : Is the process by which plant lose water to the atmosphere through leaves.

An experiment to show how rainfall is formed

Teacher to draw the experiment

- The charcoal stove represents the sun.
- The water in the kettle represents the water body.
- Evaporation takes place inside the kettle.

NOTE: Evaporation is the changing of water into gas.

- The cold water in the bottle condenses the steam to water.
- The water droplets represent rain.

Types of rainfall.

- Relief rainfall
- Convectional rainfall
- Cyclonic rainfall

NOTE: Vapour is water in gaseous form and ice is the water in solid form.

Importance of rain

To man/ animals/ plants

- Plants get water used to grow.
- Animals get water for drinking.
- Rain fills water bodies.
- Rain cools the weather.

Dangers of rain

- Too much rainfall destroys crops.
- Too much rainfall causes floods.
- Too much rainfall kills animals.
- Too much rainfall destroys buildings.
- Too much rainfall causes soil erosion.

Clouds

Clouds are big masses of water that form in the sky.

There are four types of clouds.

- Nimbus
- Cumulus
- cirrus
- stratus.

Nimbus clouds

- Dark grey in colour, appear nearest the earth and bring rain.

Stratus clouds

- They spread in the sky with calm flat layers and are a sign of fair weather.

Cirrus clouds

- Appear furthest (highest) in the sky. Resemble (look like) feathers.

Cumulus clouds

- They are white in colour and resemble cotton piles.

Uses of clouds

- Form rainfall (nimbus clouds)
- Protect us from too much sunlight.
- Make the weather cool.

Water sources

There are two types of sources of water

- i) Natural sources or God made sources e.g rain, lakes, rivers, oceans swamps etc
- ii) Artificial sources or man made sources e.g. tanks, bore holes, fountains, dams, spring ,etc

Importance of water

- For domestic use e.g. cooking, bathing
- For transport
- For generating electricity (hydro)
- For cooling machines
- For irrigation/ watering crops

Ways of protecting water sources

- By fencing sources
- Putting laws
- Planting grass around them
- Proper disposal of waste products
- Adding chlorine to water sources to kill germs.

Water harvesting

Ways of collecting water

- By using tanks
- Using jerrycans
- Tapping from the roof
- Using dams
- Tapping from trees

Ways of contaminating water sources

Urinating in water sources.

Putting rubbish in water sources

Sanitation

Sanitation is the general cleanliness of a place where we live (public cleanliness) or is the cleaning of a place where we live or stay.

Important of sanitation

- It reduces the spread of germs.
- It promotes public health.
- Little money is spent on treating people.
- People live longer.
- Vectors are controlled.

Ways of promoting proper sanitation

- Cleaning latrines or toilets.
- Proper disposal of rubbish.
- Slashing around our homes.
- Draining away stagnant water.
- Sweeping our compound.
- Building plate stands.
- Fencing water sources.

Why do we smoke latrines?

- To reduce bad smell
- To prevent house flies.

Things used to keep proper sanitation

- Brooms, soap, water, ash, dustbin, hoes, rakes, brushes, wheel barrows, spades

Qualities of a good house

- A good house should have windows, doors, strong roof, ventilators and a verandah.

Qualities of a clean home

A good home should have;

- A kitchen
- Bathroom
- Latrine or toilet
- Rubbish pit
- Plate stand
- Well ventilated house

Germ

Germ are small living things (organisms) that cause diseases.

There are four types of germ.

- Bacteria
- Viruses
- Fungi
- Protozoa